

Internet Explorer Configuration for Oracle Apps

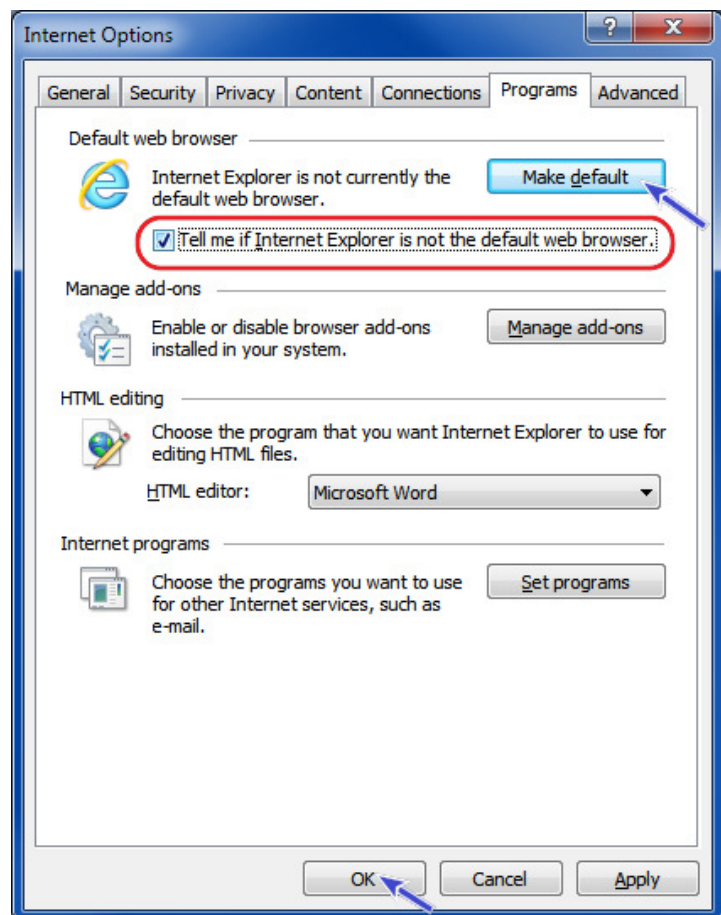
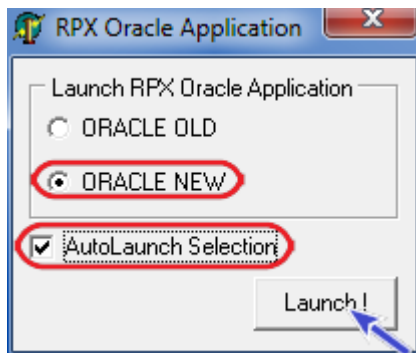
Please follow below configuration for **Internet Explorer** on your computer to make sure that you have no problem arise when using Oracle Apps. Below are some of problem that may arise when you are **NOT** using the suggested configuration:

- Unable to install JInitiator, need to open Oracle Apps
- Unable to copy file Oracle HTML report
- Unable to save Oracle PDF report

1. Make sure you open Oracle Apps using **Internet Explorer**, if you have another browser you can make **Internet Explorer** as default browser.

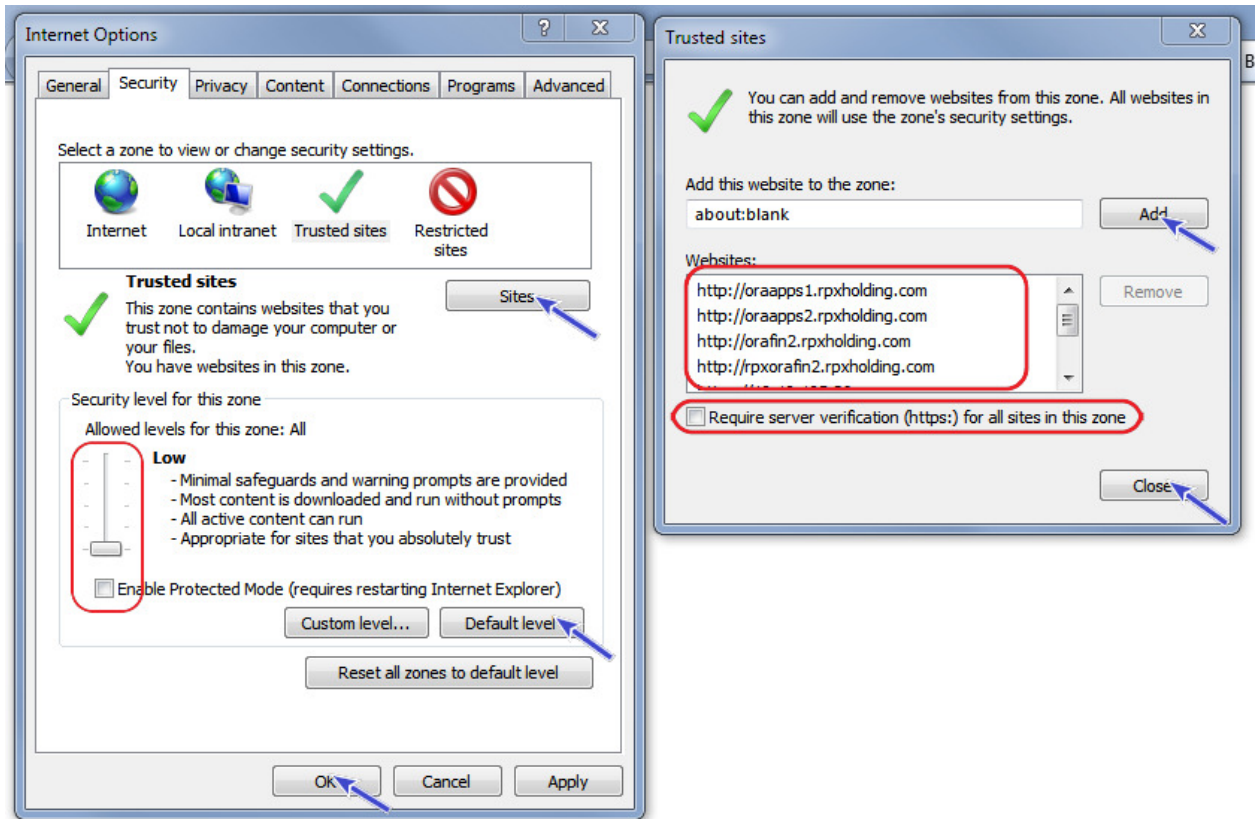
Here's how you do it. On **Internet Explorer**, go to menu **Tools > Internet Options > Programs** tab and click **Make default** button and tickmark "Tell me if Internet Explorer is not the default web browser" Click **OK** to close the dialog window

Or you can use **Oracle Apps Launcher** that can be [downloaded here](#). Save it on **Desktop** and execute it by selecting **ORACLE NEW** and tick mark **AutoLaunch Selection**. Click **Launch** to open Oracle Apps on **Internet Explorer**



2. Configure Oracle Apps as Trusted Sites

On **Internet Explorer**, go to menu **Tools > Internet Options > Security** tab and then choose **Trusted sites** logo. Set level as **Low** (click **Default level** button if you can't find the slider) and remove **Enable Protected Mode** tickmark.



And then click **Sites** button and remove tickmark on **Require server verification**. After that **Add** the following url one-by-one:

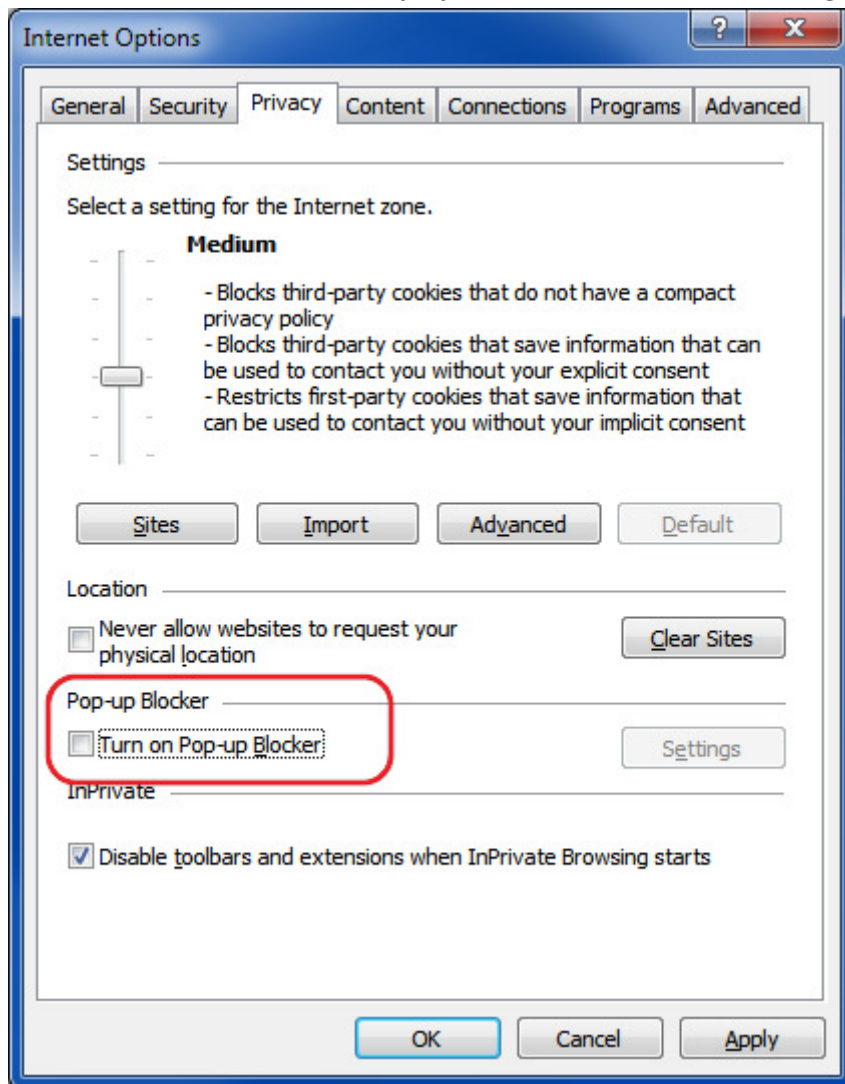
- a. `http://oraapps1.rpxholding.com`
- b. `http://oraapps1.rpxholding.com`
- c. `http://rpxorafin2.rpxholding.com`
- d. `http://orafin2.rpxholding.com`

Click **Close** and **OK** button to close the dialog window.

3. Turn off Pop-up Blocker.

On **Internet Explorer**, go to menu **Tools > Internet Options > Privacy** tab

Remove tick mark on **Turn on Pop-up Blocker**, click **OK** to close dialog window.



But if you have a toolbar installed on Internet Explorer like Google Toolbar / Yahoo Toolbar / Winamp Toolbar, etc, etc. They also may have Pop-up Blocker activated, You need to disabled it, or remove/uninstall the toolbar. Consult to Helpdesk / Technical Support if you need help to do it.